

LSMU VIRTUAL LIBRARY

<http://lsmu.lvb.lt/>



LSMU VL is an integral search system allowing search in the Lithuanian University of Health Sciences Library and Information Centre resources, the Lithuanian Academic Electronic Library eLABa, in the subscribed databases, other databases and electronic resources.

Library resources. Books, articles and other documents stored in the LSMU library (e. catalogue ALEPH and LSMU publications DB) and the Lithuanian Academic Electronic Library eLABa.

Institutional Repository. LSMU Institutional Repository (electronic documents prepared in the University: books, periodicals, master's final works, doctoral dissertations and abstracts).

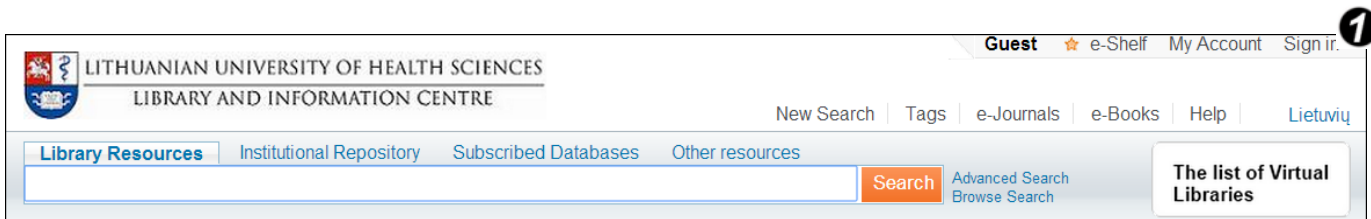
Subscribed databases. Subscribed Databases of LSMU, Open Access Databases Repositories and Archives found via EBSCO and Primo Central Indexes.

Other resources. Lithuanian Academic full-text articles, books, theses & dissertations and others (eLABa); Lithuanian National and Public Libraries Catalogue (LIBIS).

1. SIGN IN.

Only registered users can order publications stored in library or use other library services, to assign tags to the search results and comment resources, to set automatic sending of the news by e-mail, to save search results and queries in e-shelf.

LSMU Library and Information Center users can register by LSMU intranet user name and password. The registration is not required for search and browsing the search results.



Sign in. It enables registered user **1** :

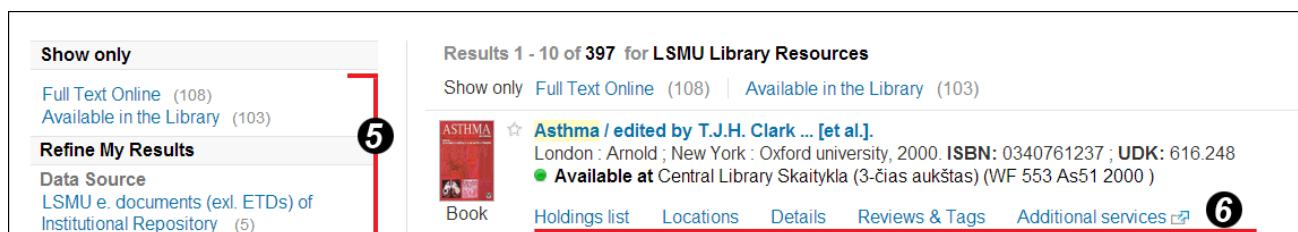
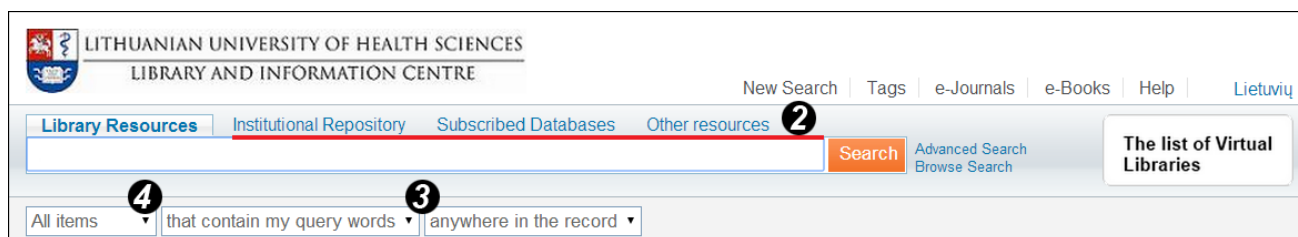
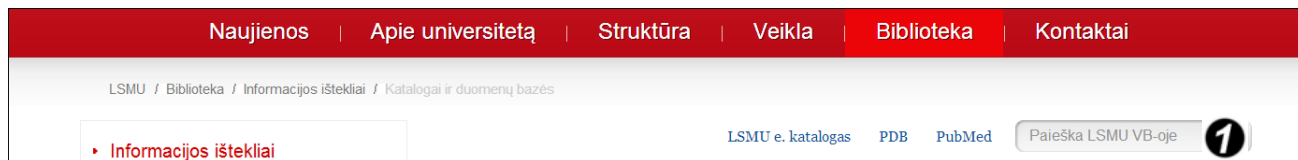
- to locate an item in e-shelf, to create/remove/rename catalogues;
- to request the document, or renew a book;
- to write comments, to tag items;
- to send information about document by e-mail or print it;
- to import information about the document to information management programs: EndNote, RefWorks;
- other.

2. SEARCH.

<http://ismu.lvb.lt/>

or from the LSMU website <http://www.lsmuni.lt/> > Library > search box **Paieška LSMU VB-oje**.

- 1 Type keywords in the search box. Searching in LSMU library resources only.



- 2 You can choose other information resources for new search.
- 3 Query words : title, author, subject, ISBN, ISSN, etc.
- 4 Search results : books, journals, articles, audio visual material, databases, etc.
- 5 You can refine your search results: concretize subject, choose the author, creation data, resource type, etc., or use the other proposed related searches.
- 6 Information about the document.

Search in **Subscribed Databases (DB)**. Choose the button **Subscribed databases** and the search will be done in all LSMU subscribed DB. You will see search results in LSMU virtual library website. When you choose the document, click **Details**, and after opening the window of more detailed information, click the link in the right side.

If you want to search only in some DB, click the button in the right side of the window **Choose data base**. For qualitative choosing of DB please use the **Help** for subscribed DB.

Search in the **Other resources**. Lithuanian Academic full-text articles, books, theses & dissertations and others (eLABa); Lithuanian National and Public Libraries Catalogue (LIBIS).

3. SERVICES.

To request – possibility for registered user to order a document. The user checks information about order process in the system.

The screenshot shows a library catalog record for the book "Wolf-Heideggers Atlas der Anatomie des Menschen = Wolf-Heidegger's atlas of human anatomy. Bd. 2, Kopf und Hals, Brust, Bauch, Becken, ZNS, Auge, Ohr / Petra Köpf-Maier." The record includes a "Holdings list" tab and a "Request Options" section. A red circle with the number 1 points to the text "Available at Central Library Skaitykla (2-as aukštas) (QS 17 Vo-85 2004 T2) and other locations". A red circle with the number 2 points to the "Hold" button in the request form. The form includes fields for Location, Secondary location, Item category, and Pickup Location, each with a dropdown menu. A "Clear Selection" button is also present. A note on the right says "May also be available in other locations. View All locations."

❶ Location of the document and its call number.

❷ Click **Hold**, if you want to order a document.

Locations – library branch , document call number , description, status.

Details – the item's full record and links to the possible sources of its location.

Reviews and Tags – possibility to add comment, to add tag for an item.

Additional services – links to the other internet resources, where would be possible to find publication wanted.

My Account. When you sign into LSMU VB, you are able to access My Account, click the link **My Account** , which appears at the top of each page.

The screenshot shows the "My Account" page with a navigation bar containing "e-Shelf", "Queries", "My Account", and "My Databases". The "My Account" tab is selected. On the left, there is a sidebar with "Loans (3)", "Requests (0)", "Fine & Fees", "Blocks & Messages", and "Personal Settings". The main content area shows a "List of Active Loans" table with the following data:

#	Title	Due Date	Due Hour	Potential Fine	Location	Renwability
01	Clinical obstetrics & gynaecology /	2014-04-26	07:30		Central Library	Not Renewable
02	Dental caries:	2014-04-26	07:30		Central Library	Not Renewable
03	Dental materials and their selection /	2014-04-26	07:30		Central Library	Not Renewable

My Account enables you to view the contents of your library card and perform library services, such as renewing a book or canceling a request. In addition, it lets you define your personal settings (you can specify the language, the number of search results per page, your e-mail address, etc.).